



Other Processor take over
processing for Vendor's
Submission

Powered by:



GLOBAL PCK SOLUTIONS SDN BHD (973124-T)


3-2 Jalan SU 1E, Persiaran Sering Ukay 1
Sering Ukay, 68000 Ampang, Selangor, Malaysia
Tel :+603-41623698 Fax :+603-41622698
Email: info@pck.com.my
Website: www.BuildSpace.my

(BuildSpace Version 3.4)

Last updated: 20/05/2021

Other processor takes over processing for submission

1. Login to BuildSpace

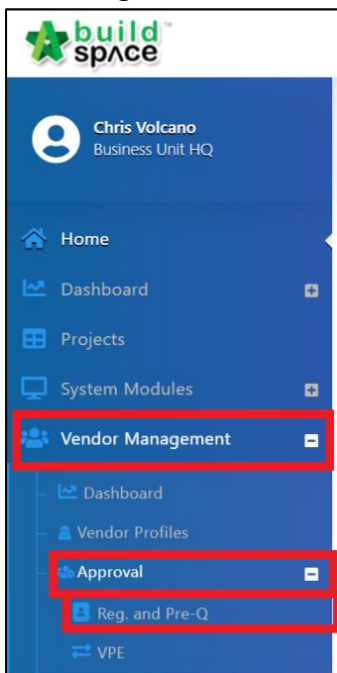


The image shows the BuildSpace login page. At the top is the BuildSpace logo. Below it is a red-bordered box containing the login form. The form has an "Email" field with the text "sky@buildspace.my" and a "Password" field with "Enter your password" and "*****" below it. A green "Sign in" button is centered below the form. At the bottom of the page, there are links for "Sign up" and "Forgot Password?".

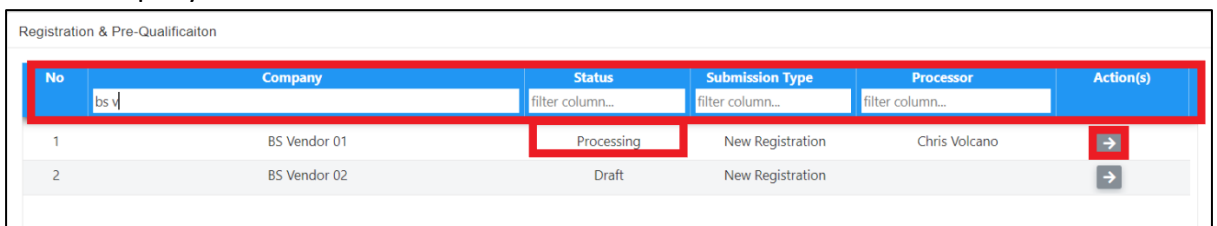
2. Click "Vendor Management"

3. Click "Approval"


4. Click "Reg. and Pre-Q"



5. Filter Company and Click



The image shows a table titled "Registration & Pre-Qualification". The table has columns for No, Company, Status, Submission Type, Processor, and Action(s). The "Company" column has a filter box with "bs v" entered. The "Status" column has a filter box with "filter column..." and a red box around the word "Processing" in the first row. The "Action(s)" column has a red box around the right arrow icon in the first row.

No	Company	Status	Submission Type	Processor	Action(s)
1	BS Vendor 01	Processing	New Registration	Chris Volcano	
2	BS Vendor 02	Draft	New Registration		