



BUILDSPACE EPROJECT

Create Main Package

By Admin User

Powered by:



GLOBAL PCK SOLUTIONS SDN BHD (973124-T)

3-2 Jalan SU 1E, Persiaran Sering Ukay 1
Sering Ukay, 68000 Ampang, Selangor, Malaysia

Tel :+603-41623698 Fax :+603-41622698

Email: info@pck.com.my

Website: www.BuildSpace.my

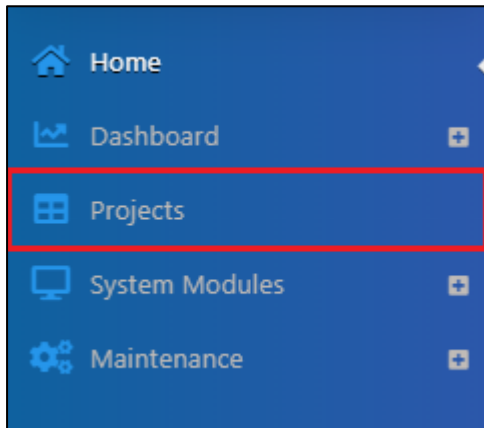
(BuildSpace Version 2.3)

Last updated: 13/10/2020

Create Main Package

Note: Only Admin User can create main package/project in system.

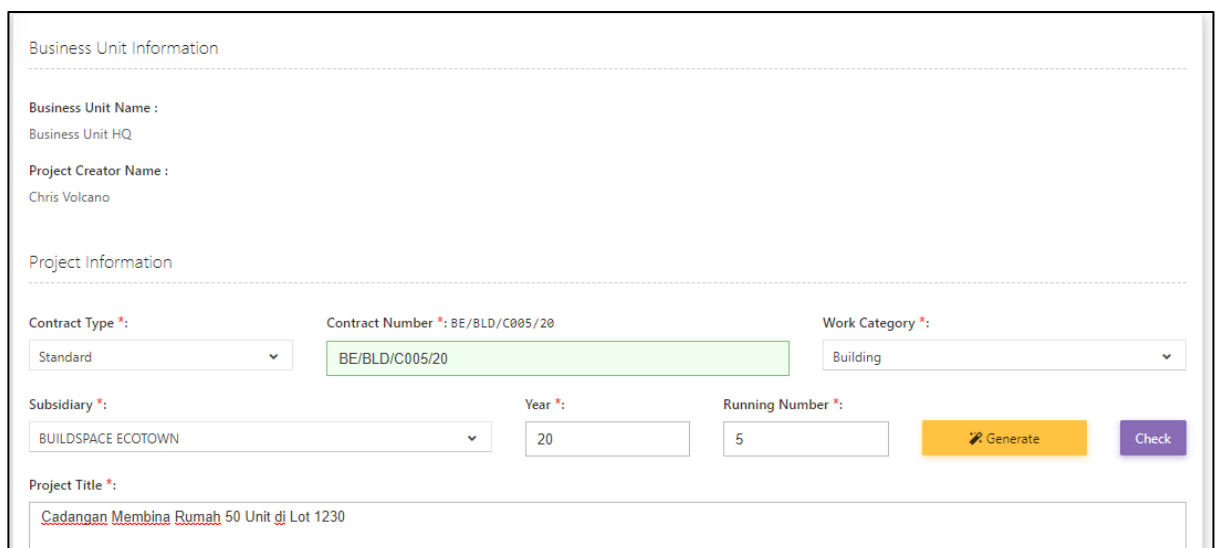
1. Login BuildSpace eProject and click "Project" to create the new project.



2. Click "+ Add New Project" to create the new project



3. Fill up all the project information and select which template to use for that project. Then click "Add" to save.

A screenshot of the project information form. The form is divided into sections: 'Business Unit Information' (with fields for Business Unit Name and Project Creator Name), 'Project Information' (with fields for Contract Type, Contract Number, Work Category, Subsidiary, Year, and Running Number), and 'Project Title'. The 'Contract Number' field is highlighted in green. There are 'Generate' and 'Check' buttons at the bottom right of the form. The 'Project Title' field contains the text 'Cadangan Membina Rumah 50 Unit di Lot 1230'.



Site Address *:



Country *:



State *:

Project Description *:

Default Templates

Letter of Award *:
  

Form of Tender *:
  

Click here to view the letter

Click here to choose which template to used