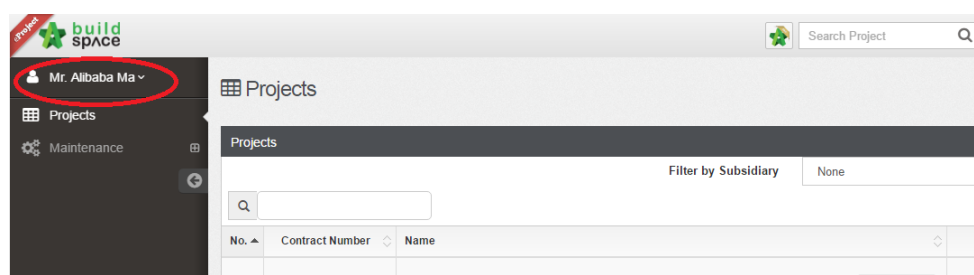
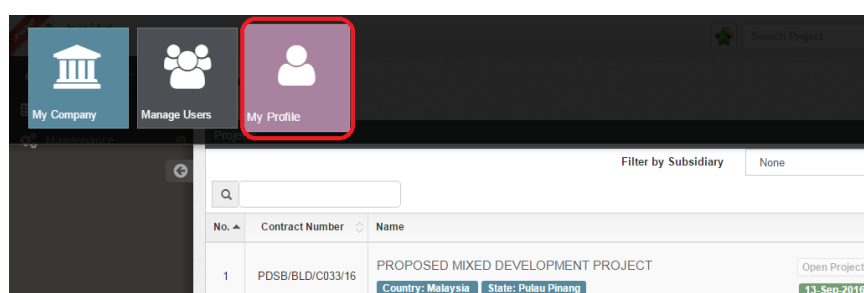


How to add change password

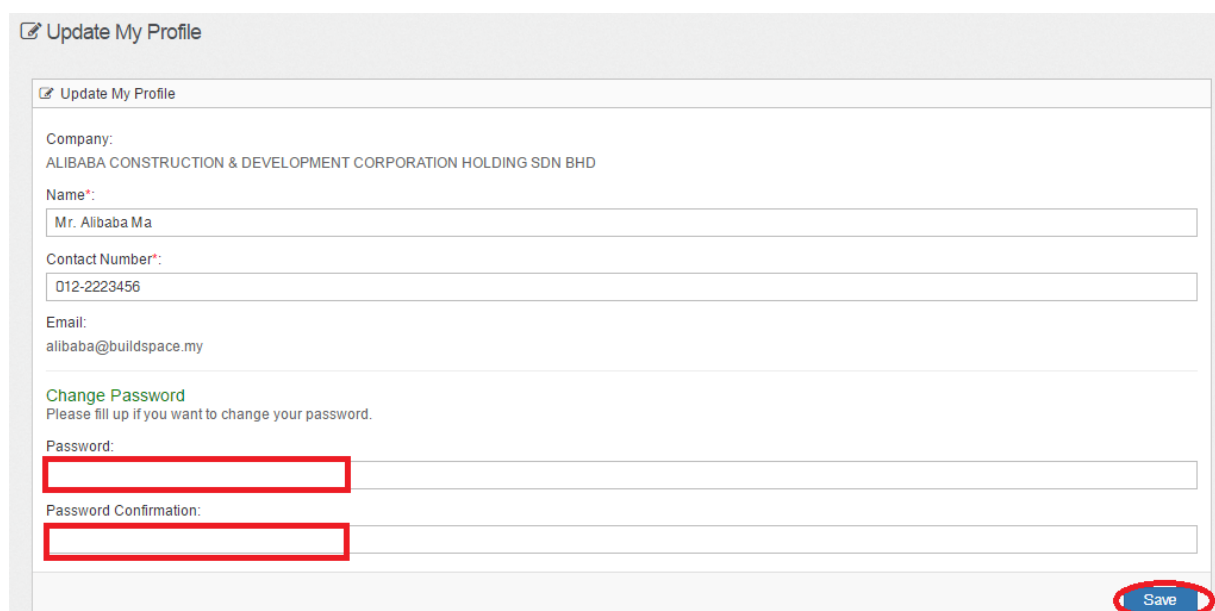
1. Login to eTender system, click at “Your Name”.



2. Click at “My Profile” menu.



3. Key in your new password and click “Save”.



The screenshot shows the "Update My Profile" form. The form contains several input fields: "Company" (ALIBABA CONSTRUCTION & DEVELOPMENT CORPORATION HOLDING SDN BHD), "Name*" (Mr. Alibaba Ma), "Contact Number*" (012-2223456), and "Email" (alibaba@buildspace.my). Below these is a "Change Password" section with the instruction "Please fill up if you want to change your password." This section includes two password input fields, both of which are highlighted with red boxes. At the bottom right of the form, there is a "Save" button, also highlighted with a red circle.