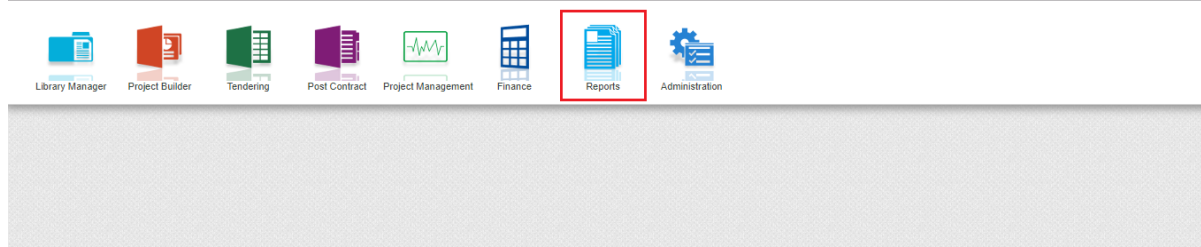
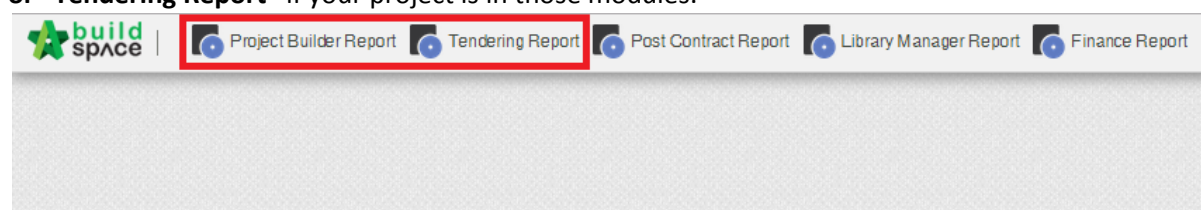


PRINT RESOURCES ANALYSIS REPORT

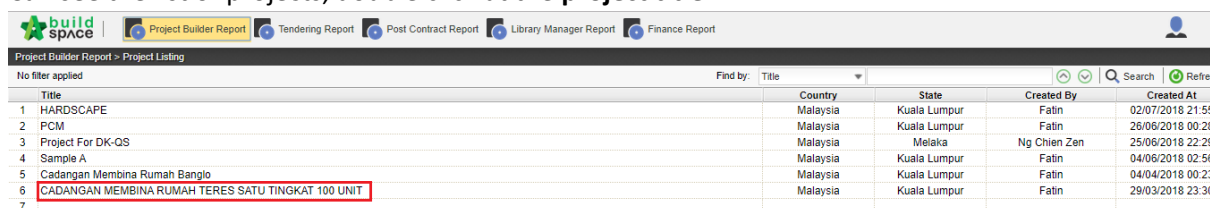
1. Click the **Buildspace logo** and choose report module, just single click at the **report module**.



2. Can see the sub module under report module, just single click at the **“Project Builder Report”** or **“Tendering Report”** if your project is in those modules.



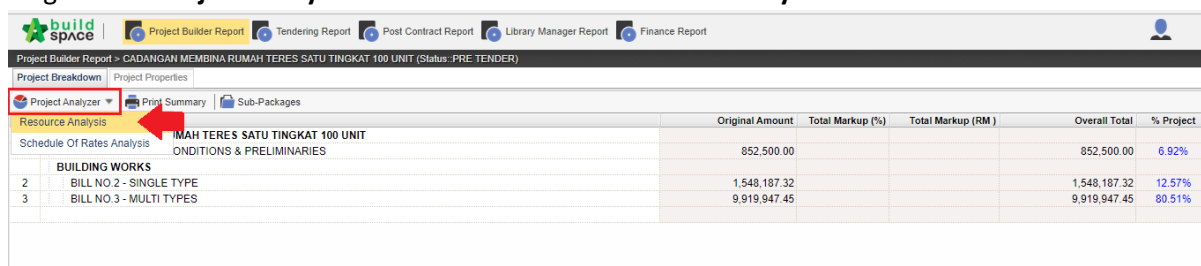
3. Can see the list of projects, double click at the **project title**.



The screenshot shows the Buildspace dashboard with a navigation bar containing icons for Project Builder Report, Tendering Report, Post Contract Report, Library Manager Report, and Finance Report. Below the navigation bar, there is a table listing projects. The title 'CADANGAN MEMBINA RUMAH TERES SATU TINGKAT 100 UNIT' is highlighted with a red rectangular box.

Title	Country	State	Created By	Created At
1 HARDSCAPE	Malaysia	Kuala Lumpur	Fatin	02/07/2018 21:55
2 FCM	Malaysia	Kuala Lumpur	Fatin	26/09/2018 00:28
3 Project For DK-QS	Malaysia	Melaka	Ng Chien Zen	25/09/2018 22:25
4 Sample A	Malaysia	Kuala Lumpur	Fatin	04/09/2018 02:56
5 Cadangan Membina Rumah Banglo	Malaysia	Kuala Lumpur	Fatin	04/04/2018 00:23
6 CADANGAN MEMBINA RUMAH TERES SATU TINGKAT 100 UNIT	Malaysia	Kuala Lumpur	Fatin	29/03/2018 23:30
7				

4. Single click **“Project Analyser”** and then choose **“Resources Analysis”**.

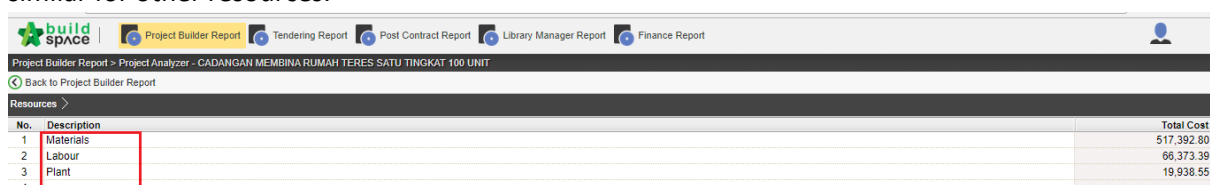


The screenshot shows the Buildspace dashboard with a navigation bar containing icons for Project Builder Report, Tendering Report, Post Contract Report, Library Manager Report, and Finance Report. Below the navigation bar, there is a table showing the 'Resources Analysis' for the project 'CADANGAN MEMBINA RUMAH TERES SATU TINGKAT 100 UNIT'. The 'Project Analyser' and 'Resources Analysis' sub-modules are highlighted with a red rectangular box.

	Original Amount	Total Markup (%)	Total Markup (RM)	Overall Total	% Project
Schedule Of Rates Analysis				852,500.00	6.92%
BUILDING WORKS					
2 BILL NO.2 - SINGLE TYPE	1,548,187.32			1,548,187.32	12.57%
3 BILL NO.3 - MULTI TYPES	9,919,947.45			9,919,947.45	80.51%

5. Can see **all resources category** and the **total cost for each resources category**.

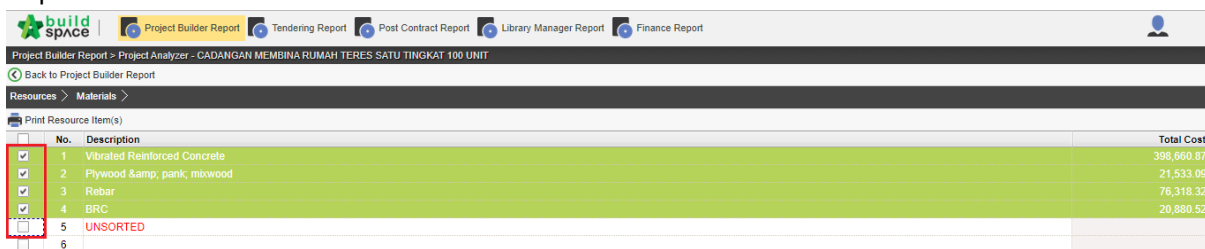
Exp : To see more details about the materials, just double click the materials. The step is similar for other resources.



The screenshot shows the Buildspace dashboard with a navigation bar containing icons for Project Builder Report, Tendering Report, Post Contract Report, Library Manager Report, and Finance Report. Below the navigation bar, there is a table showing the 'Resources' for the project 'CADANGAN MEMBINA RUMAH TERES SATU TINGKAT 100 UNIT'. The 'Resources' sub-module is highlighted with a red rectangular box.

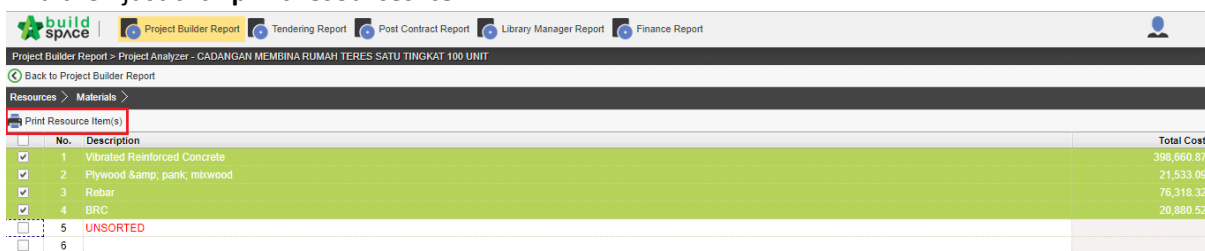
No.	Description	Total Cost
1	Materials	517,392.80
2	Labour	66,373.39
3	Plant	19,938.55
4		

6. Can see the **different type of materials with total cost**. Can select which material you want to print.



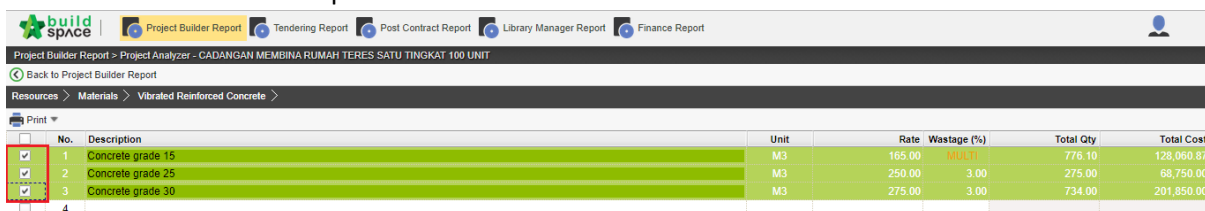
No.	Description	Total Cost
<input checked="" type="checkbox"/>	1 Vibrated Reinforced Concrete	398,660.87
<input checked="" type="checkbox"/>	2 Plywood & pank, mixwood	21,533.09
<input checked="" type="checkbox"/>	3 Rebar	76,318.32
<input checked="" type="checkbox"/>	4 BRC	20,880.52
<input type="checkbox"/>	5 UNSORTED	
<input type="checkbox"/>	6	

7. And then just click **print resources item**.



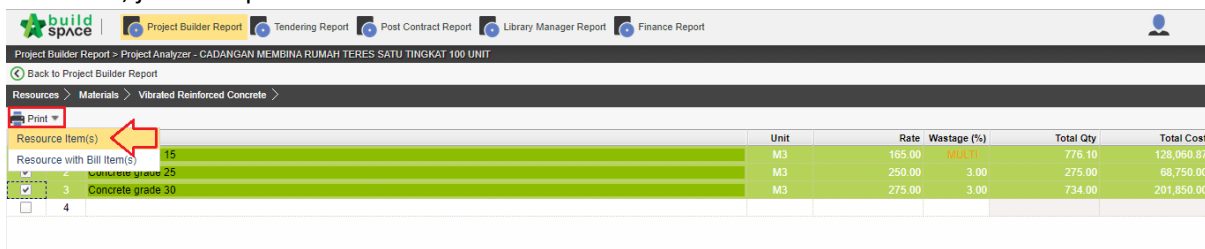
No.	Description	Total Cost
<input checked="" type="checkbox"/>	1 Vibrated Reinforced Concrete	398,660.87
<input checked="" type="checkbox"/>	2 Plywood & pank, mixwood	21,533.09
<input checked="" type="checkbox"/>	3 Rebar	76,318.32
<input checked="" type="checkbox"/>	4 BRC	20,880.52
<input type="checkbox"/>	5 UNSORTED	
<input type="checkbox"/>	6	

8. If you to print by items, just **double click at the material** and see the different items and can select which items need to print.



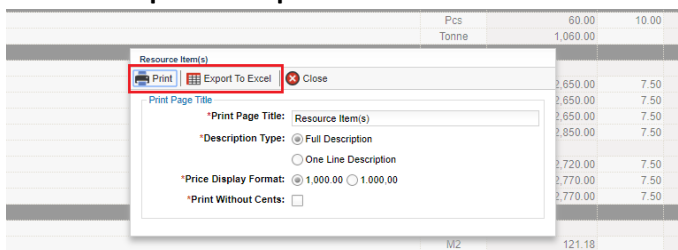
No.	Description	Unit	Rate	Wastage (%)	Total Qty	Total Cost
<input checked="" type="checkbox"/>	1 Concrete grade 15	M3	165.00	0.00	776.10	128,060.87
<input checked="" type="checkbox"/>	2 Concrete grade 25	M3	250.00	3.00	275.00	68,750.00
<input checked="" type="checkbox"/>	3 Concrete grade 30	M3	275.00	3.00	734.00	201,850.00
<input type="checkbox"/>	4					

9. After that, just click print and can choose **resources item** or **resources with bill item**.



No.	Description	Unit	Rate	Wastage (%)	Total Qty	Total Cost
<input checked="" type="checkbox"/>	1 Concrete grade 15	M3	165.00	0.00	776.10	128,060.87
<input checked="" type="checkbox"/>	2 Concrete grade 25	M3	250.00	3.00	275.00	68,750.00
<input checked="" type="checkbox"/>	3 Concrete grade 30	M3	275.00	3.00	734.00	201,850.00
<input type="checkbox"/>	4					

10. Can choose **print or export to excel file**.



Pcs	60.00	10.00
Tonne	1,060.00	
	2,850.00	7.50
	2,850.00	7.50
	2,850.00	7.50
	2,850.00	7.50
	2,720.00	7.50
	2,770.00	7.50
	2,770.00	7.50
M2	121.18	

11. Example resources analysis report.

Resource Item(s)						
Materials		CADANGAN MEMBINA RUMAH TERES SATU TINGKAT 100 UNIT				
No.	Description	Unit	Rate	Wastage (%)	Total Qty	Total Cost
<i><u>Vibrated Reinforced Concrete</u></i>						
1	Concrete grade 15	M3	165.00		776.1	128,060.87
2	Concrete grade 25	M3	250.00	3.00%	275	68,750.00
3	Concrete grade 30	M3	275.00	3.00%	734	201,850.00