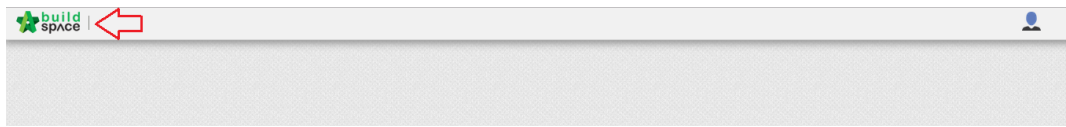
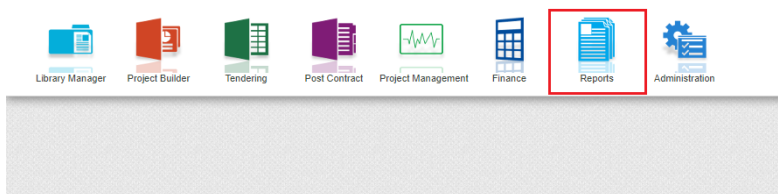


# Printing Wastage Reports

1. Click Buildspace logo.

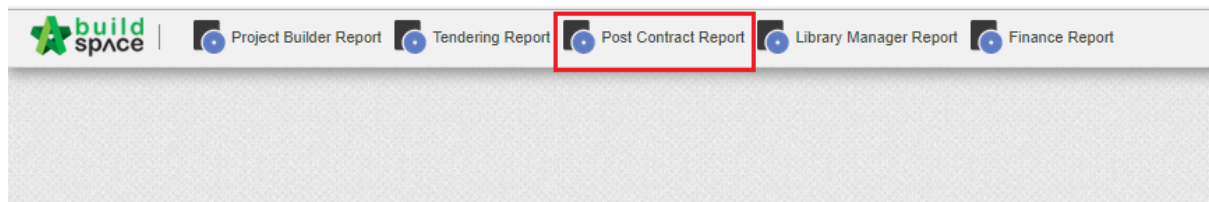


2. Click reports module.



3. Can see the sub module under reports module, just click post contract report.

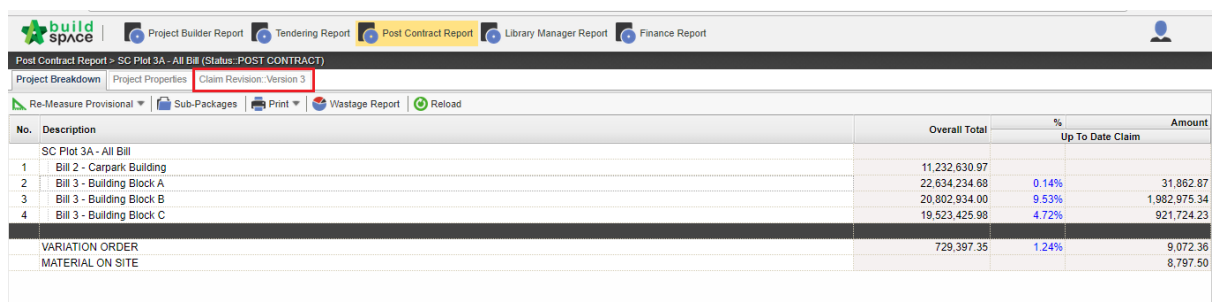
**Note : Make sure the project already post contract and already do the claim.**



4. Can see the list of project title, double click which project need to print the wastage report.

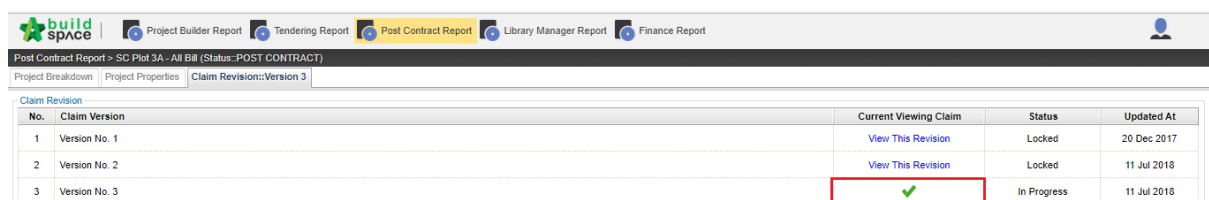
61	Test 2								
62	SC Plot 3A - All Bill	Malaysia	Putrajaya	Post Contract	20/09/2017 17:27				
63	Sample Post Contract Project	Malaysia	Selangor	Post Contract	05/04/2017 09:40				
64		Malaysia	Kuala Lumpur	Post Contract	04/09/2015 22:52				

5. Click claim revisions to choose which revision claim need to print the wastage reports.



No.	Description	Overall Total	% Up To Date Claim	Amount
	SC Plot 3A - All Bill			
1	Bill 2 - Carpark Building	11,232,630.97		
2	Bill 3 - Building Block A	22,634,234.88	0.14%	31,862.87
3	Bill 3 - Building Block B	20,802,934.00	9.53%	1,982,975.34
4	Bill 3 - Building Block C	19,523,425.98	4.72%	921,724.23
	VARIATION ORDER	729,397.35	1.24%	9,072.36
	MATERIAL ON SITE			8,797.50

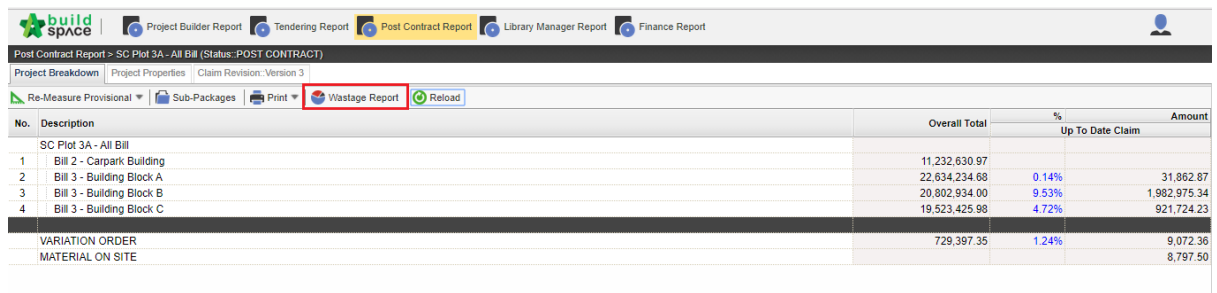
6. Click which claim revision and click back project breakdown to go front page.



No.	Claim Version	Current Viewing Claim	Status	Updated At
1	Version No. 1	<a href="#">View This Revision</a>	Locked	20 Dec 2017
2	Version No. 2	<a href="#">View This Revision</a>	Locked	11 Jul 2018
3	Version No. 3	<input checked="" type="checkbox"/>	In Progress	11 Jul 2018

# Printing Wastage Reports

7. Click wastage reports.



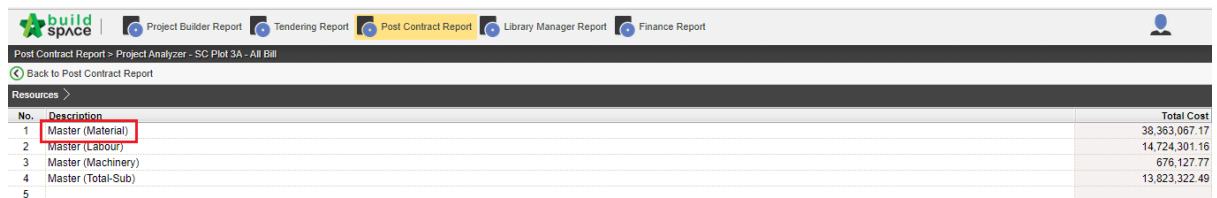
Post Contract Report > SC Plot 3A - All Bill (Status: POST CONTRACT)

Project Breakdown | Project Properties | Claim Revision: Version 3

Re-Measure Provisional | Sub-Packages | Print | **Wastage Report** | Reload

No.	Description	Overall Total	% Up To Date Claim	Amount
SC Plot 3A - All Bill				
1	Bill 2 - Carpark Building	11,232,630.97		
2	Bill 3 - Building Block A	22,634,234.68	0.14%	31,862.87
3	Bill 3 - Building Block B	20,802,934.00	9.53%	1,982,975.34
4	Bill 3 - Building Block C	19,523,425.98	4.72%	921,724.23
VARIATION ORDER				
		729,397.35	1.24%	9,072.36
MATERIAL ON SITE				
				8,797.50

8. Double click which resources need to print wastage reports.



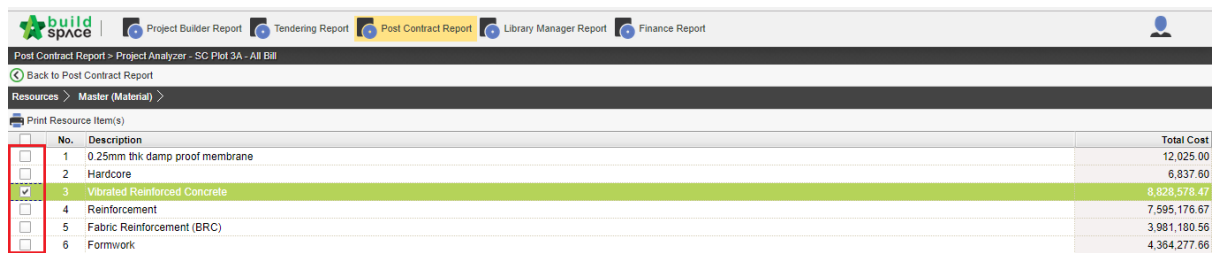
Post Contract Report > Project Analyzer - SC Plot 3A - All Bill

Back to Post Contract Report

Resources >

No.	Description	Total Cost
1	Master (Material)	38,363,097.17
2	Master (Labour)	14,724,301.16
3	Master (Machinery)	676,127.77
4	Master (Total-Sub)	13,823,322.49
5		

9. Can see the different type of resources. Just tick at the boxes which type of trade or elements need to print.



Post Contract Report > Project Analyzer - SC Plot 3A - All Bill

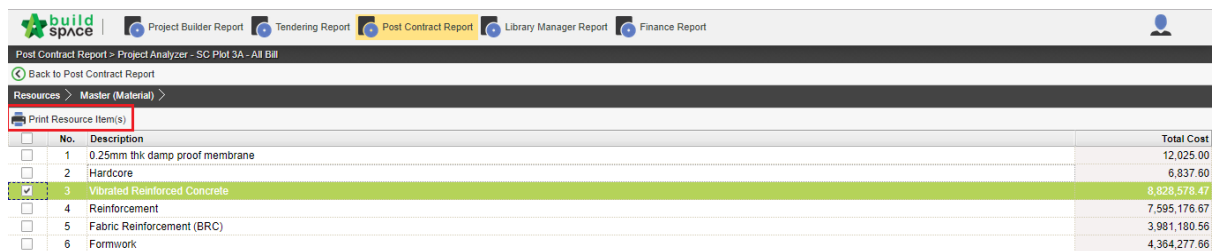
Back to Post Contract Report

Resources > Master (Material) >

Print Resource Item(s)

No.	Description	Total Cost
<input type="checkbox"/>	1 0.25mm thk damp proof membrane	12,025.00
<input type="checkbox"/>	2 Hardcore	6,837.60
<input checked="" type="checkbox"/>	3 Vibrated Reinforced Concrete	8,828,578.47
<input type="checkbox"/>	4 Reinforcement	7,595,176.67
<input type="checkbox"/>	5 Fabric Reinforcement (BRC)	3,981,180.56
<input type="checkbox"/>	6 Formwork	4,364,277.66

10. And then click print resources items.



Post Contract Report > Project Analyzer - SC Plot 3A - All Bill

Back to Post Contract Report

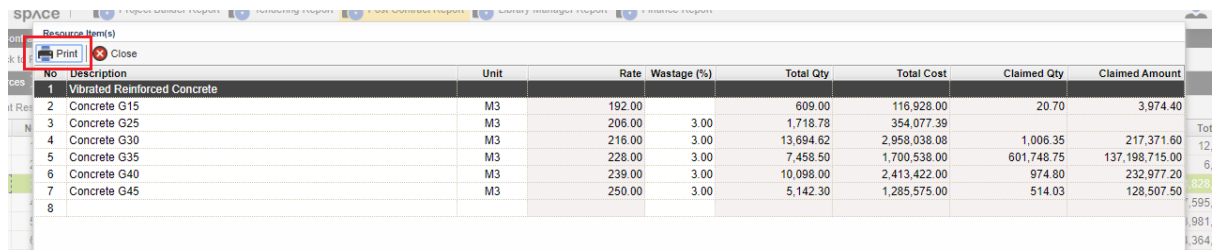
Resources > Master (Material) >

**Print Resource Item(s)**

No.	Description	Total Cost
<input type="checkbox"/>	1 0.25mm thk damp proof membrane	12,025.00
<input type="checkbox"/>	2 Hardcore	6,837.60
<input checked="" type="checkbox"/>	3 Vibrated Reinforced Concrete	8,828,578.47
<input type="checkbox"/>	4 Reinforcement	7,595,176.67
<input type="checkbox"/>	5 Fabric Reinforcement (BRC)	3,981,180.56
<input type="checkbox"/>	6 Formwork	4,364,277.66

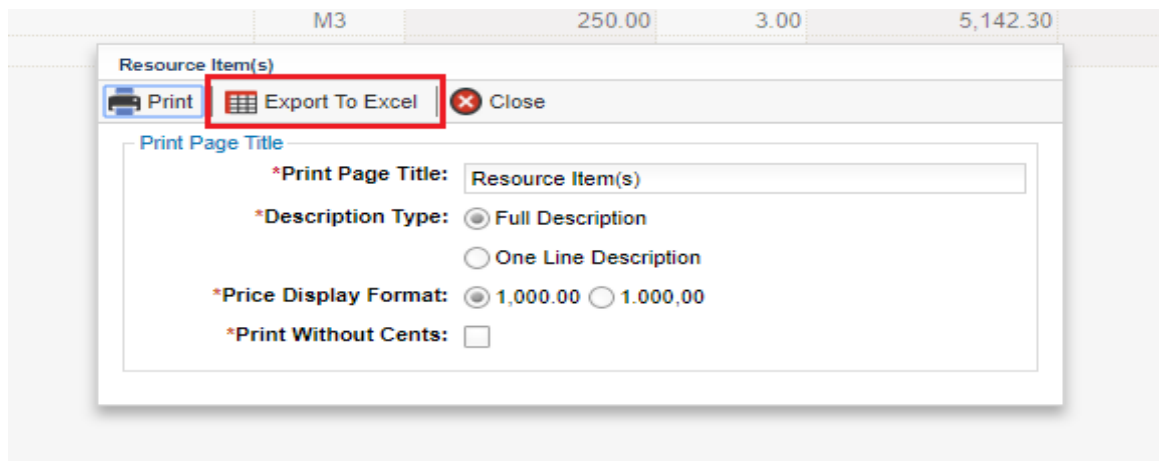
# Printing Wastage Reports

11. Click **print** button.



No	Description	Unit	Rate	Wastage (%)	Total Qty	Total Cost	Claimed Qty	Claimed Amount
1	Vibrated Reinforced Concrete							
2	Concrete G15	M3	192.00		609.00	116,928.00	20.70	3,974.40
3	Concrete G25	M3	206.00	3.00	1,718.78	354,077.39		
4	Concrete G30	M3	218.00	3.00	13,694.62	2,958,038.08	1,006.35	217,371.60
5	Concrete G35	M3	228.00	3.00	7,458.50	1,700,538.00	601,748.75	137,198,715.00
6	Concrete G40	M3	238.00	3.00	10,098.00	2,413,422.00	974.80	232,977.20
7	Concrete G45	M3	250.00	3.00	5,142.30	1,285,575.00	514.03	128,507.50
8								

12. Can **print** or **export to excel**.



Resource Item(s)

Print Export To Excel Close

Print Page Title

\*Print Page Title: Resource Item(s)

\*Description Type:  Full Description  One Line Description

\*Price Display Format:  1,000.00  1,000,00

\*Print Without Cents: