



## Upload Addendum Drawings

For Admin & Normal User

Powered by:



**GLOBAL PCK SOLUTIONS SDN BHD** (973124-T)

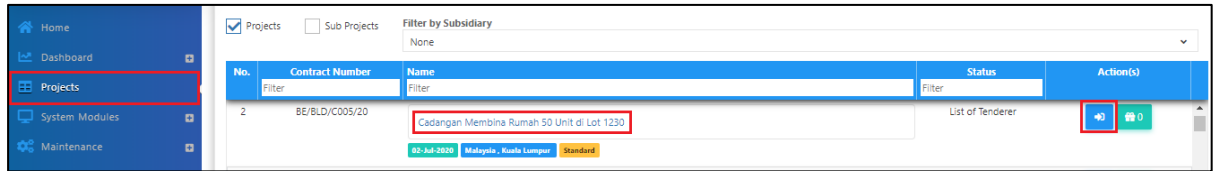
3-2 Jalan SU 1E, Persiaran Sering Ukay 1  
Sering Ukay, 68000 Ampang, Selangor, Malaysia  
Tel :+603-41623698 Fax :+603-41622698  
Email: info@pck.com.my  
Website: www.BuildSpace.my

(BuildSpace Version 2.3)

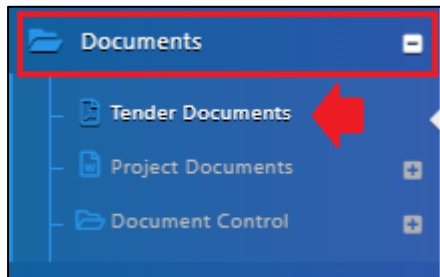
Last updated: 13/10/2020

## Upload Addendum Drawings

1. Login to **BuildSpace eProject** system. Click **“Project”** and then click **“Project Title”** or **“Open Project”**

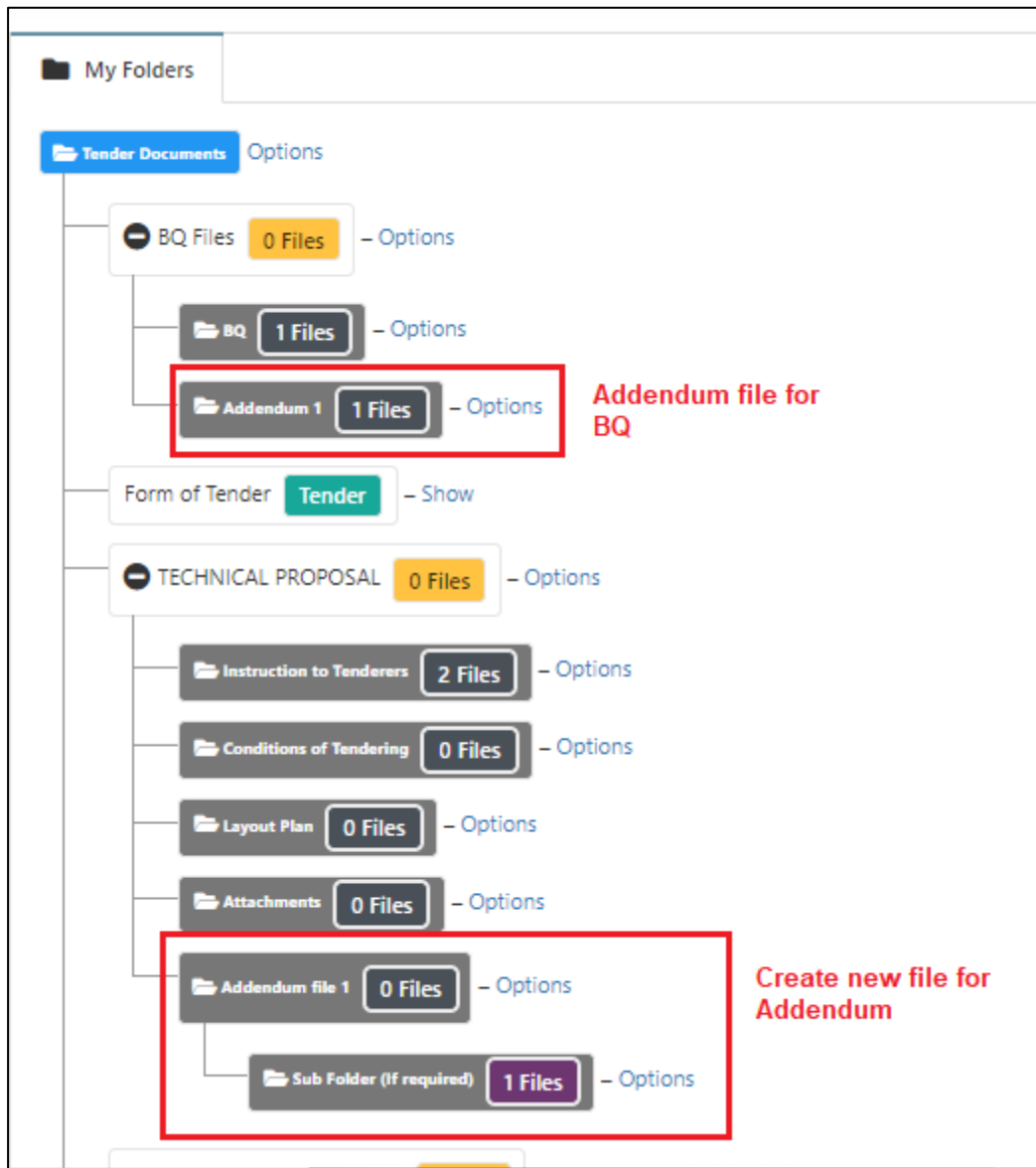


2. Click **“Documents”** and then click **“Tender Documents”** menu.



3. Create a new folder called “**Addendum Files 1, 2, etc**” and upload all revised tender documents into it. You can create **sub folder** if you want like below.

**Note: The purpose for consultant to create new folder for addendum tender document for easier tenderer download all addendum attachments in one folder.**



**Note: Tenderer will be received email notification at email and system when consultant upload document for tender document during calling tender.**