



Access to Project Cost Data
Module

For Normal Users

Powered by:



GLOBAL PCK SOLUTIONS SDN BHD (973124-T)

3-2 Jalan SU 1E, Persiaran Sering Ukay 1

Sering Ukay, 68000 Ampang, Selangor, Malaysia

Tel :+603-41623698 Fax :+603-41622698

Email: info@pck.com.my

Website: www.BuildSpace.my

(BuildSpace Version 3.5)

Last updated: 17/11/2021

Access to Project Cost Data Module

OPTION 1

1. User click at the email notification (*Received once assigned to a project cost data*)

To: Sky Buildspace

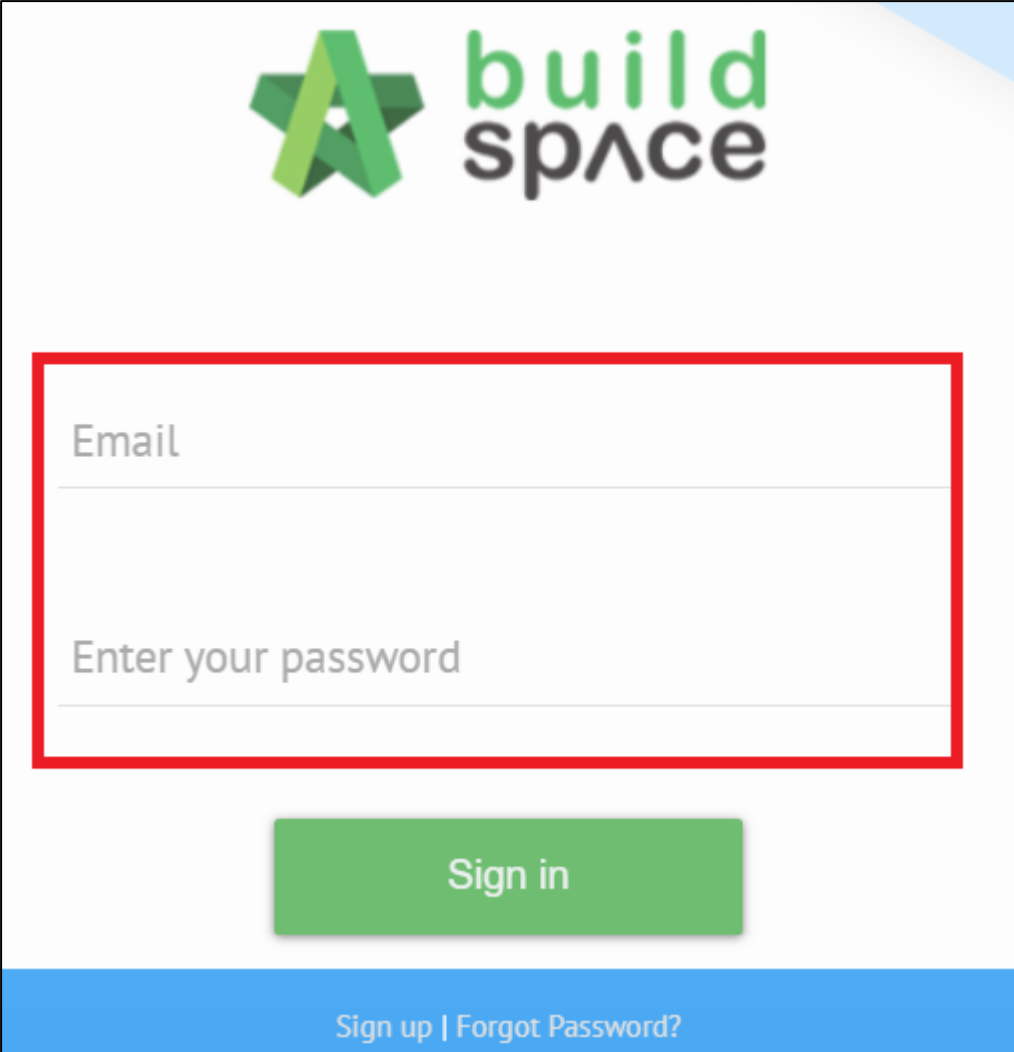
Cost Data: Test for new commit

You are assigned to access to the above mentioned Project Cost Data to map to your BQ items and key in other necessary information.

Visit this link for more information:

<https://cost.buildspace.my/?id=73>

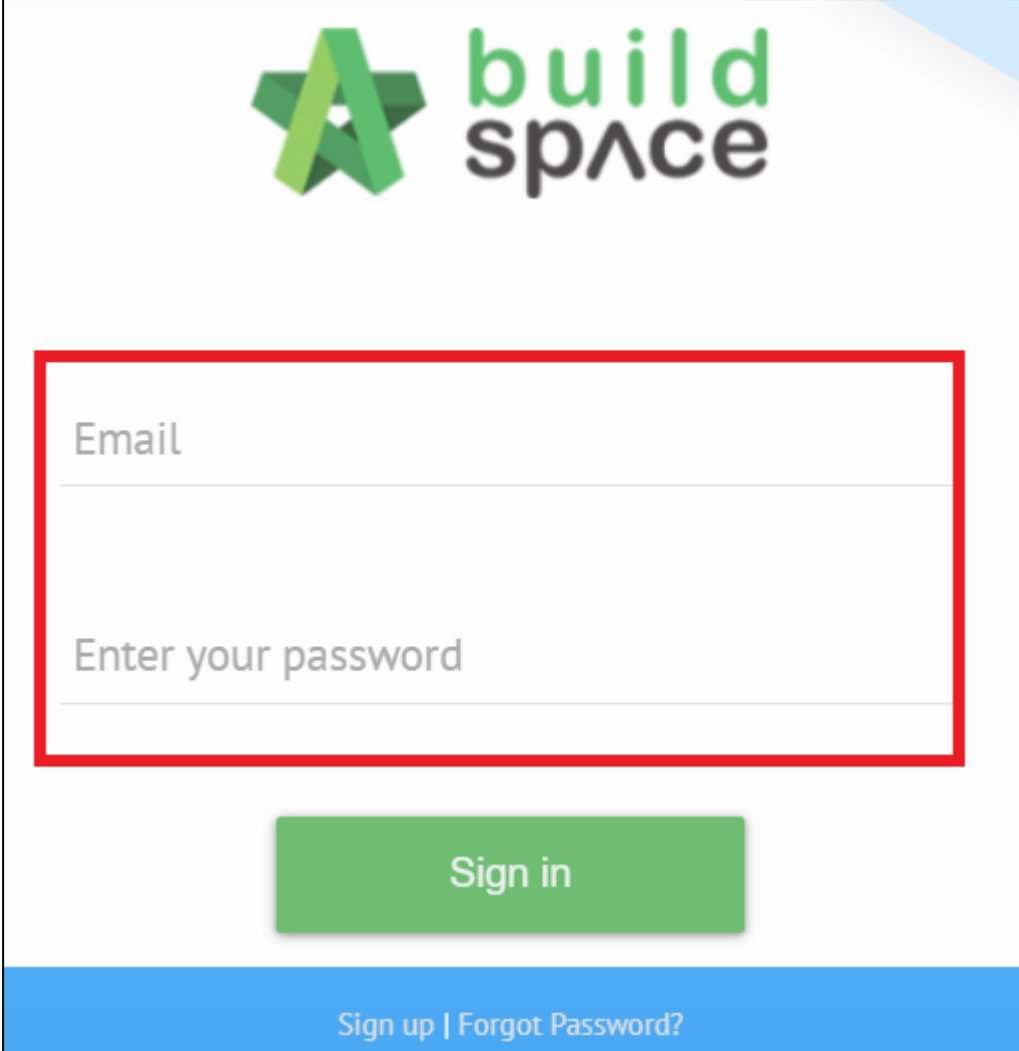
2. Insert Login Details and it will direct to the Project Cost Data



The image shows the Buildspace login page. At the top, there is the Buildspace logo, which consists of a green stylized 'A' icon followed by the text 'buildspace' in a green sans-serif font. Below the logo, there is a red rectangular box highlighting the login form. The form contains two input fields: the first is labeled 'Email' and the second is labeled 'Enter your password'. Below these fields is a green rectangular button with the text 'Sign in' in white. At the bottom of the page, there is a blue horizontal bar with the text 'Sign up | Forgot Password?' in white.

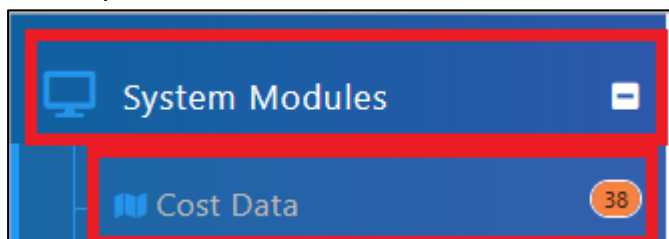
OPTION 2

1. Login to BuildSpace



The image shows the BuildSpace login page. At the top, there is the BuildSpace logo, which consists of a green stylized 'A' icon followed by the text 'buildspace'. Below the logo, there is a red rectangular box highlighting the login form. The form contains two input fields: the first is labeled 'Email' and the second is labeled 'Enter your password'. Below these fields is a green 'Sign in' button. At the bottom of the page, there is a blue footer bar with the text 'Sign up | Forgot Password?'.

2. Click "System Module" & click "Cost Data"



3. Click "View" under the "Action(s)" to view project cost data

