



Send Request for Project  
Removal

Powered by:



**GLOBAL PCK SOLUTIONS SDN BHD** (973124-T)

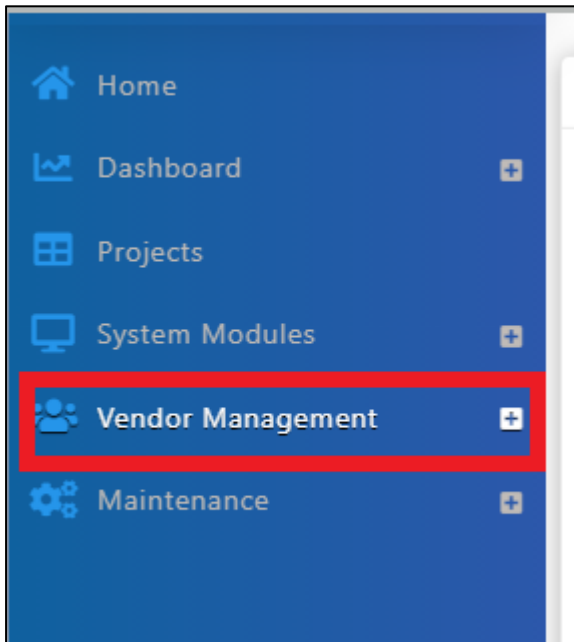
3-2 Jalan SU 1E, Persiaran Sering Ukay 1  
Sering Ukay, 68000 Ampang, Selangor, Malaysia  
Tel :+603-41623698 Fax :+603-41622698  
Email: info@pck.com.my  
Website: www.BuildSpace.my

(BuildSpace Version 3.4)

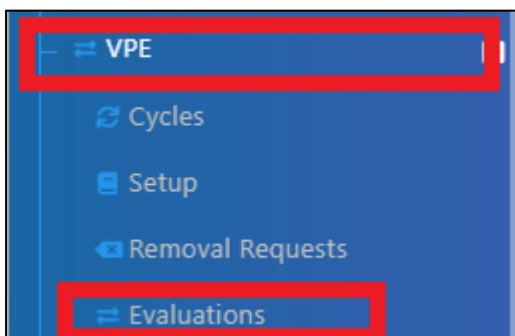
Last updated: 21/06/2021

## Send Request for Project Removal

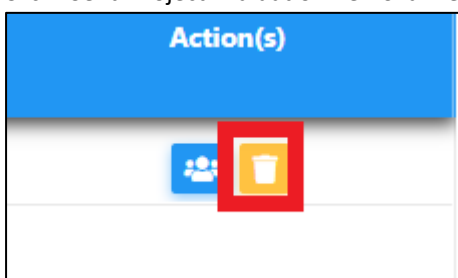
1. Login to BuildSpace
2. Click "Vendor Management"



3. Click "VPE" and click "Evaluations"



4. Click "Send Project Evaluation Removal Request"



5. Select reason for evaluation removal request and Click "Save"

The screenshot shows a web form titled "Evaluation Removal Request". At the top left, there is a close button (an 'x' in a circle) and the title "Evaluation Removal Request". Below the title, the text "Evaluation Removal Request" is repeated. A red rectangular box highlights the "Reason \*" dropdown menu, which currently displays "Project Abandoned" and has a small downward arrow on the right. To the right of the dropdown, there are two buttons: a blue "Save" button with a white floppy disk icon, and a grey "Back" button. Both the "Save" button and the "Reason \*" dropdown are also highlighted with red rectangular boxes.