



Submit Request for Open RFP

Powered by:



**GLOBAL PCK SOLUTIONS SDN BHD** (973124-T)

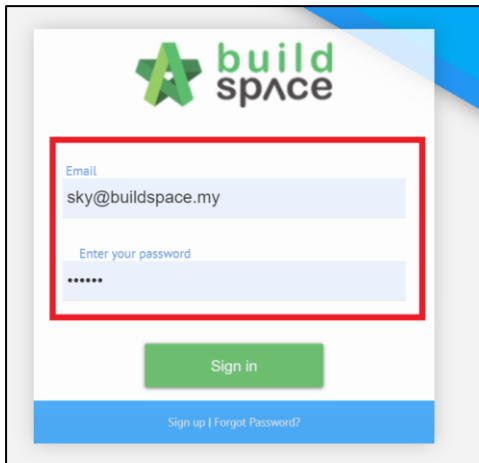
3-2 Jalan SU 1E, Persiaran Sering Ukay 1  
Sering Ukay, 68000 Ampang, Selangor, Malaysia  
Tel :+603-41623698 Fax :+603-41622698  
Email: info@pck.com.my  
Website: www.BuildSpace.my

(BuildSpace Version 3.5)

Last updated: 15/11/2021

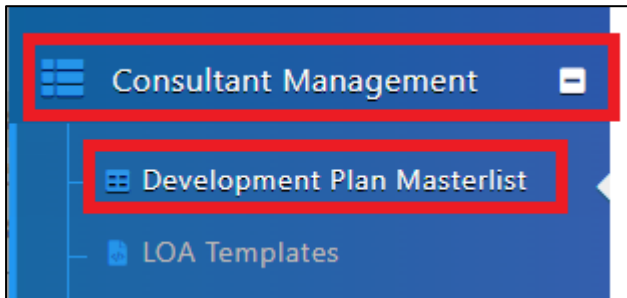
## Submit Request to Open RFP

1. Login to BuildSpace

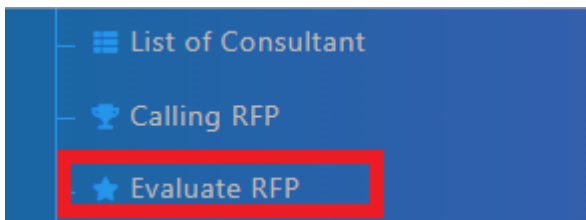


The image shows the BuildSpace login page. At the top is the BuildSpace logo. Below it is a red-bordered box containing an email input field with the text 'sky@buildspace.my' and a password input field with the placeholder 'Enter your password' and six dots. Below the password field is a green 'Sign in' button. At the bottom of the page, there are links for 'Sign up' and 'Forgot Password?'.

2. Click "Consultant Management" and click "Development Plan Masterlist"



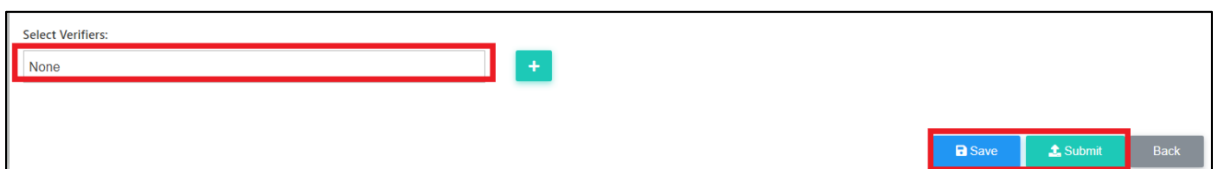
3. Click at the Development title
4. Click at RFP Category
5. Click "Evaluate RFP"



6. Click "Assign Verifiers"



7. Select Verifier and click "Submit"



The image shows a form titled 'Select Verifiers:'. It has a dropdown menu with 'None' selected, highlighted by a red box. To the right of the dropdown is a green '+' button. At the bottom right of the form, there are three buttons: 'Save', 'Submit' (highlighted with a red box), and 'Back'.