



Upload Attachment for LOA

Powered by:



**GLOBAL PCK SOLUTIONS SDN BHD** (973124-T)

3-2 Jalan SU 1E, Persiaran Sering Ukay 1  
Sering Ukay, 68000 Ampang, Selangor, Malaysia  
Tel :+603-41623698 Fax :+603-41622698

Email: info@pck.com.my


Website: www.BuildSpace.my

**(BuildSpace Version 3.5)**

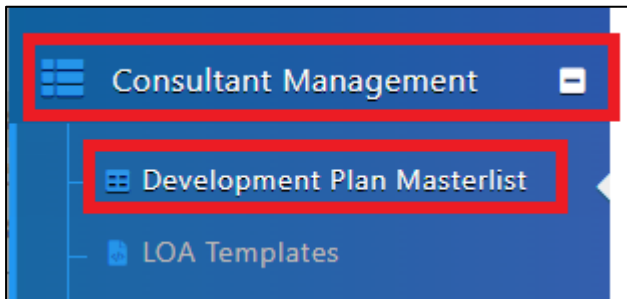
**Last updated: 15/11/2021**




## Upload Attachment for LOA


1. Login to BuildSpace



2. Click "Consultant Management" and click "Development Plan Masterlist"



3. Click at the Development title
4. Click at the RFP Category
5. Click "LOA"
6. Insert title name
7. Click "Save"
8. Click  to edit Title Name
9. Click  to upload attachment (*Cont. to step 11*)
10. Click  to delete.



11. Click "Choose File" and select file to be uploaded
12. Click "Upload"

**Upload** ×

Attachment \*:

Choose File No file chosen

Upload